

VMEbus Address Controller

Features

- Optional companion part to VIC068A
- Implements master/slave VMEbus interface in conjunction with the VIC068A
- Complete VMEbus and I/O DMA capability for a 32-bit CPU
- Complete local and VMEbus memory map decoding
 - Separate segments on local side available for DRAM, VME subsystem bus (VSB), shared resources, VMEbus, local I/O, and EPROM
 - Separate segments for the VMEbus address decode for slave select 0, slave select 1, and interprocessor communication facilities
 - 64-Kbyte resolution for both local and VMEbus memory maps
- Supports block transfers over 256 byte boundaries
 - Address counters for both VMEbus A(31-8) and local LA(31-8)
 - Supports dual-path mode
 - Supports implementation of VSB interface with DMA capability
- Dual UART channels on board
 - Double-buffered on transmit, quint-buffered on receive
 - Baud rate programmable
- Miscellaneous features
 - Pin grid array or quad flatpack packages

- Supports unaligned transfers
- Programmable DSACKi for local I/O
- Programmable timer and interrupt controller
- Programmable I/O (PIO)

- See the *VMEbus Interface Handbook* for more information

Functional Description

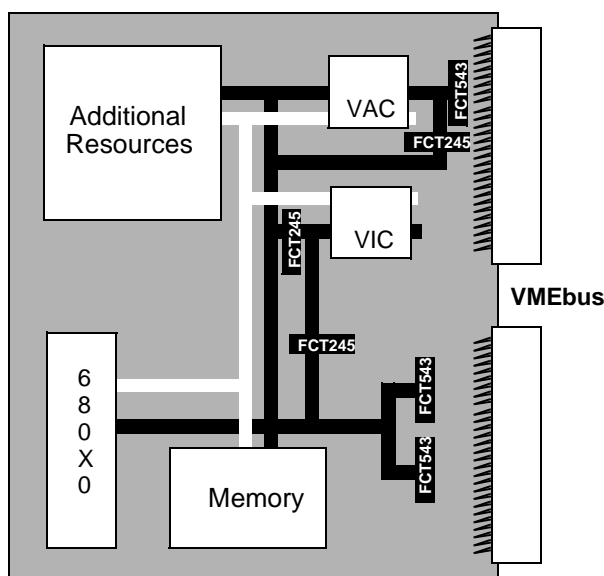
The VMEbus address controller (VAC068A) is a programmable memory map address controller. In conjunction with the VIC068A (VMEbus interface controller), the VAC068A maximizes the VMEbus interface performance of a master/slave module.

The VAC068A contains programmable registers to allow the user to easily define memory maps for both the local and VMEbus address regions. The VAC068A also contains the address counters and handshaking signals to allow easy implementation of block-level transfers over 256-byte boundaries. Additional features include dual internal UART channels, redirection control on the local bus to VSB (VME subsystem bus) or shared resource area, data swapping for unaligned transfers, programmable DSACKi, programmable timer and interrupt controller.

The VAC068A connects directly to the local bus and the VIC068A. VMEbus address lines A8 through A31 are driven directly. The VAC068A output drivers feature patented high-drive outputs and TTL-compatible inputs.

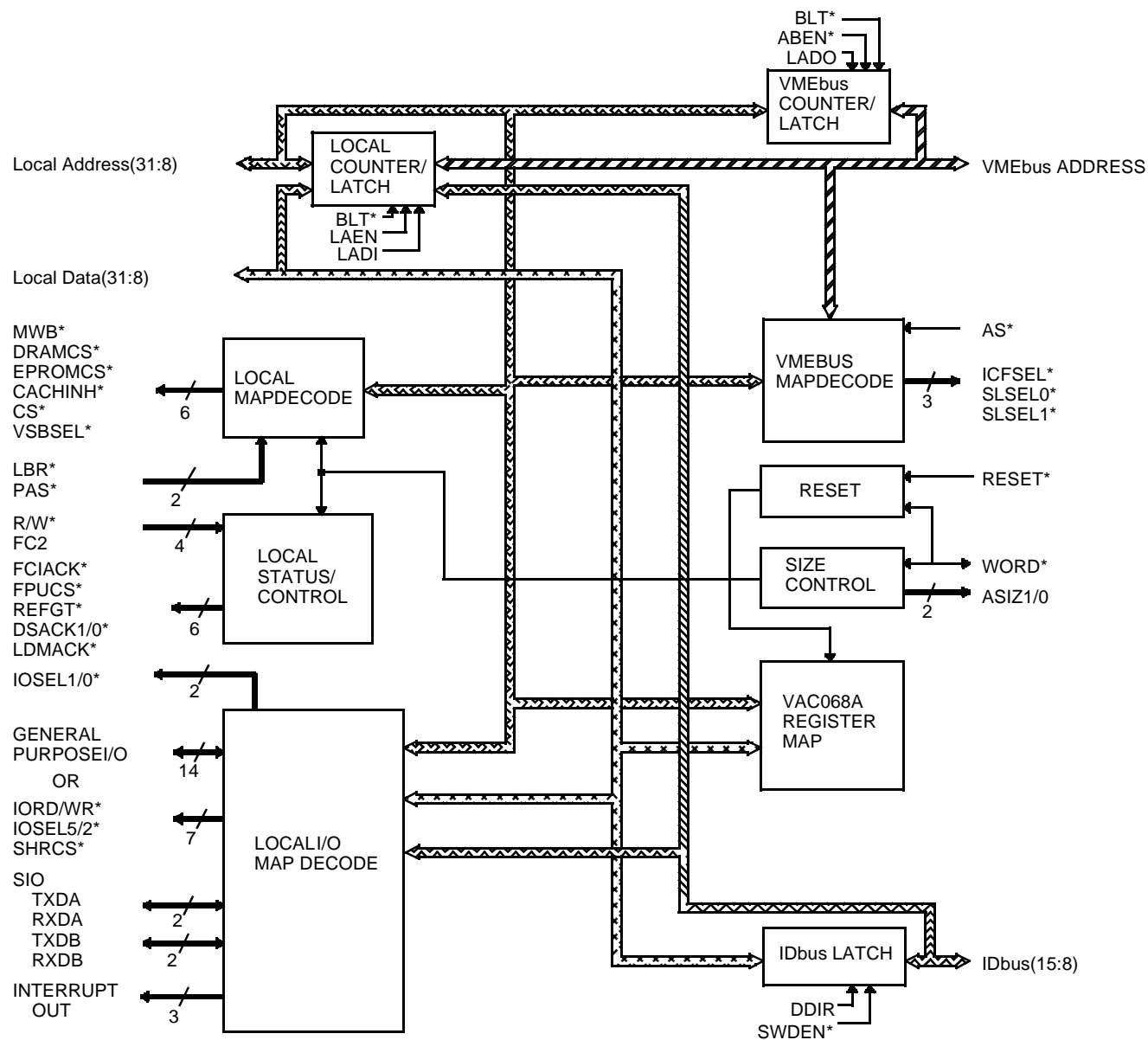
The VAC068A is available in pin grid array (with 122 active signals, 22 power and ground pins, and 1 locator pin) and quad flatpack.

Sample Board Design



VAC068-1

Block Diagram



VAC068-2


Pin Configurations

**Pin Grid Array (PGA)
Bottom View**

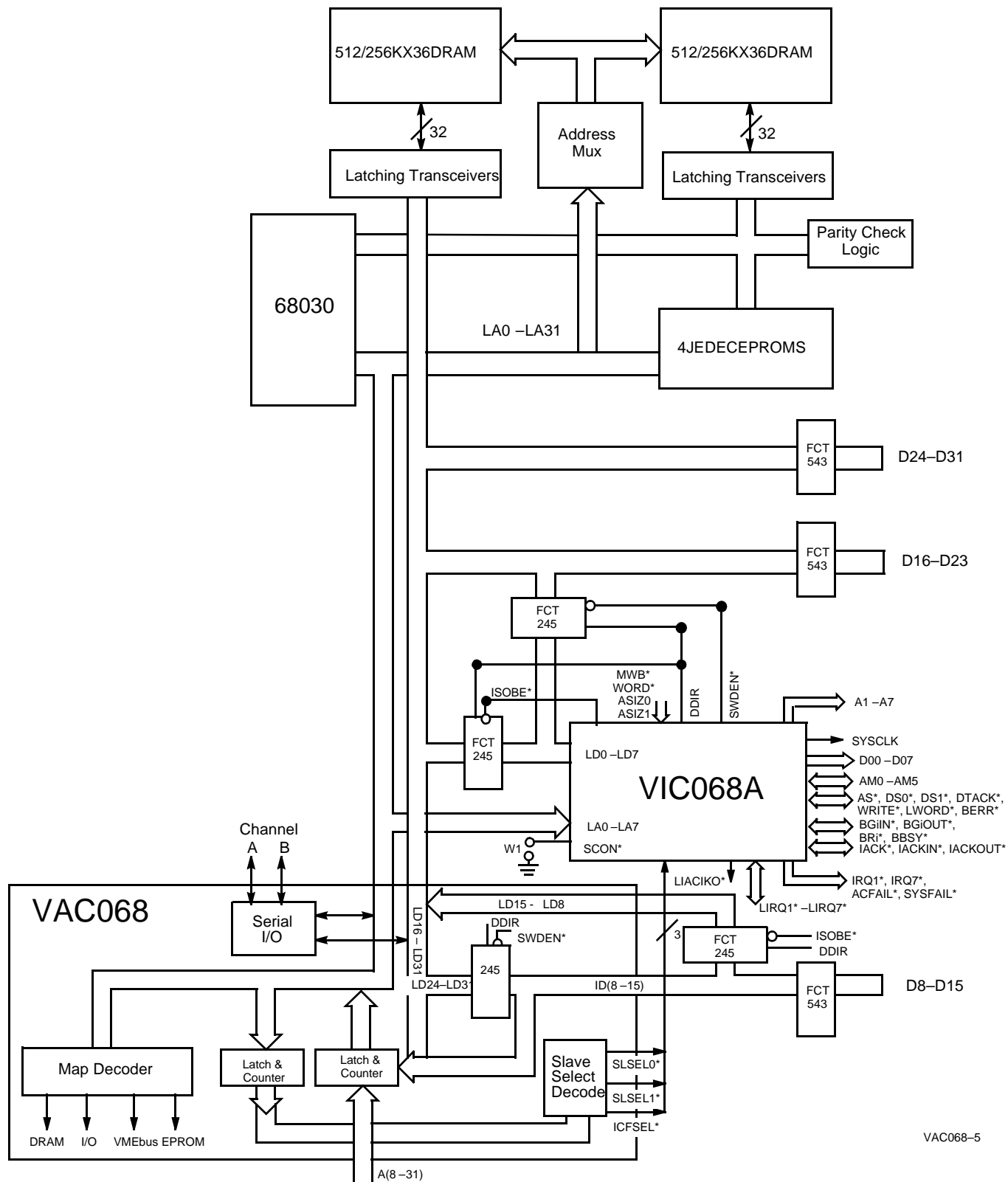
A	B	C	D	E	F	G	H	J	K	L	M	N	P	R	
A23	PIO13/ IOSEL2*	DDIR	PIO11	LADI	BLT*	REFGT*	ICFSEL*	SLSEL1*	ID8	ID11	ID13	ID14	ASIZ0*	FC1	1
A20	A22	SWDEN*	VAS*	ABEN*	PIO4/ IORD*	VSBSSEL*	SLSEL0*	IDI0	ID9	ID12	WORD*	FCIACK*	FC0	PAS*	2
A17	A19	A21	LADO	LDMACK*	GND	LBR*	VCC	GND	GND	ID15	ASIZ1*	CPUCLK	LAEN	DSACK1*	3
A16	A18	GND	LOCATOR PIN									FC2	R/W*	LD19	4
A14	A15	VCC										VCC	DSACK0*	LD21	5
A12	A13	GND										GND	LD16	LD17	6
A10	A11	VCC										LD23	LD18	LD20	7
A08	A09	GND										LD24	LD22	LD25	8
A25	A24	VCC										GND	LD27	LD26	9
A27	A26	GND										VCC	LD29	LD28	10
A29	A28	PIO0/ TXDA										DRAMCS*	LD31	LD30	11
A31	PIO1/ RXDA	PIO5/ IOWR*										GND	EPROMCS*	MWB*	12
A30	PIO3/ RXDB	PIO7	PIO8/ IOSEL4*									GND	LA29	GND	VCC
PIO2/ TXDB	PIO6/ IOSEL3*	PIO10	CS*	LA31	LA26	LA24	LA22	IOSEL1*	LA17	LA15	LA14	LA12	LA8	RESET*	14
VCC	PIO9/ IOSEL5*	LA30	PIO12/ SHRCS*	LA28	LA27	LA25	LA23	LA21	LA19	LA20	LA18	LA16	LA10	IOSEL0*	15

VAC068-3

Pin Configurations (continued)

**Quad Flatpack (QFP)
Top View**


VAC068-4

VIC068A/VAC068A on 68030 Board


VAC068-5

Operating Range

Range	Ambient Temperature	VCC
Commercial	0°C to +70°C	5V \pm 5%
Industrial	–40°C to +85°C	5V \pm 10%
Military	–55°C to +125°C	5V \pm 10%

Related Documents

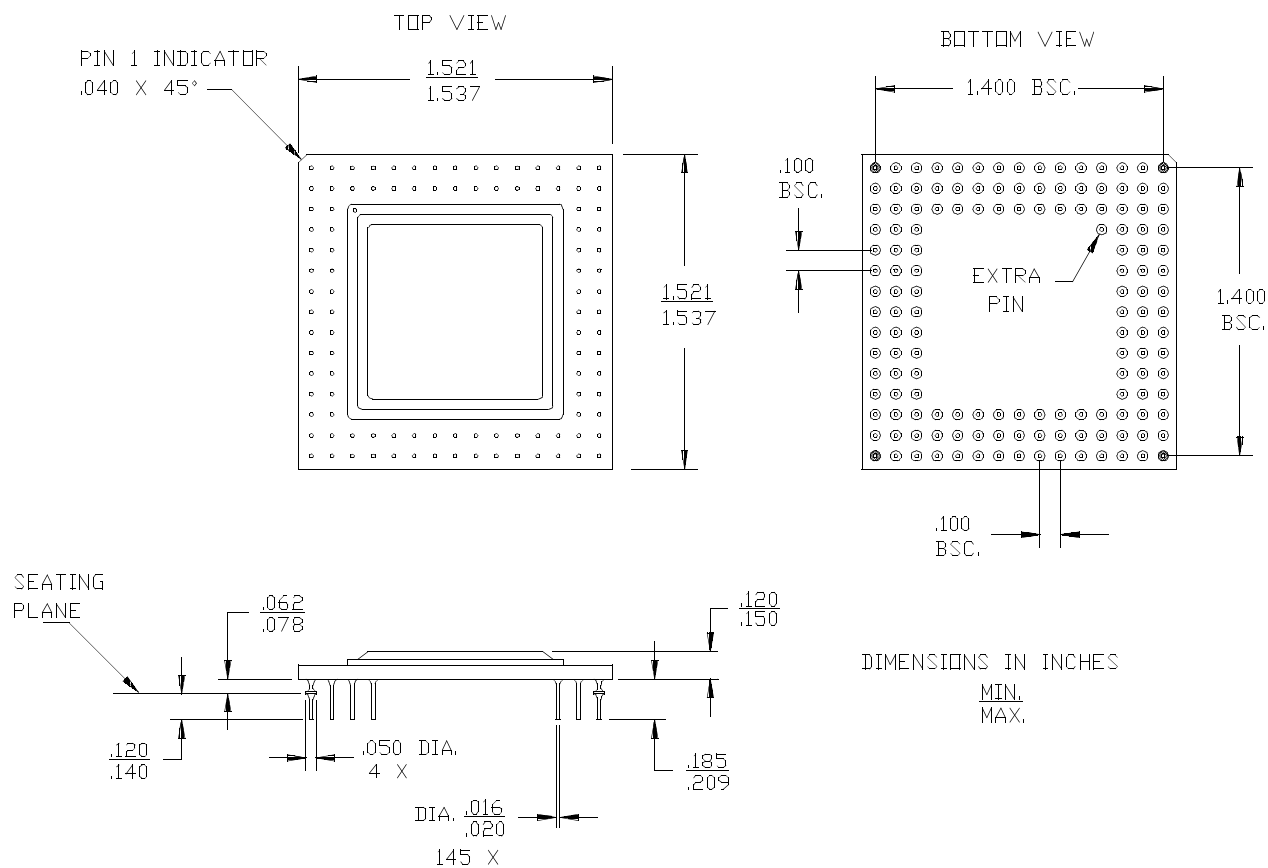
VMEbus Interface Handbook

Ordering Information

Ordering Code	Package Name	Package Type	Operating Range
VAC068A-BC	B144	145-Pin Plastic Pin Grid Array	Commercial
VAC068A-GC	G145	145-Pin Ceramic Pin Grid Array	
VAC068A-NC	N160	160-Lead Plastic Quad Flatpack	
VAC068A-GI	G145	145-Pin Ceramic Pin Grid Array	Industrial
VAC068A-GM	G145	145-Pin Ceramic Pin Grid Array	Military
VAC068A-GMB	G145	145-Pin Ceramic Pin Grid Array	
VAC068A-UM	U162	160-Lead Ceramic Quad Flatpack	
VAC068A-UMB	U162	160-Lead Ceramic Quad Flatpack	

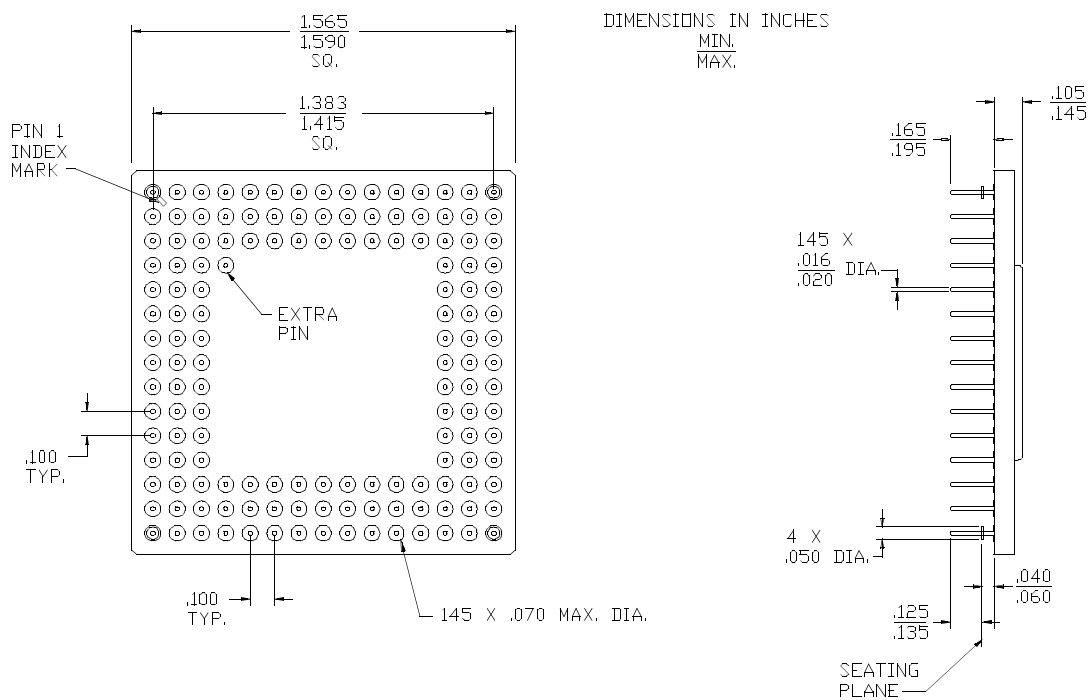
Package Diagrams

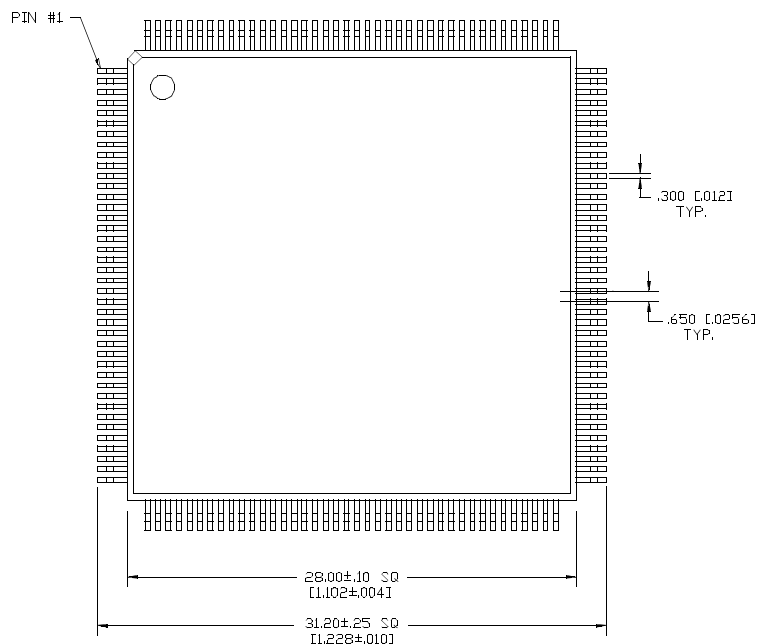
145-Pin Plastic Grid Array (Cavity Up) B144



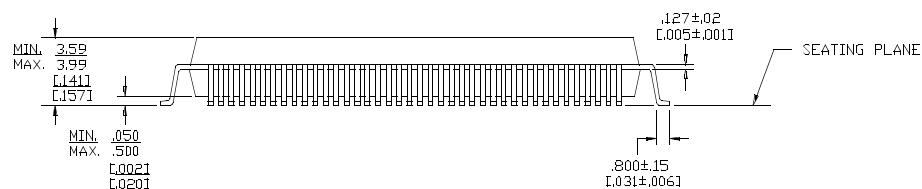
Package Diagrams (continued)

145-Pin Grid Array (Cavity Up) G145



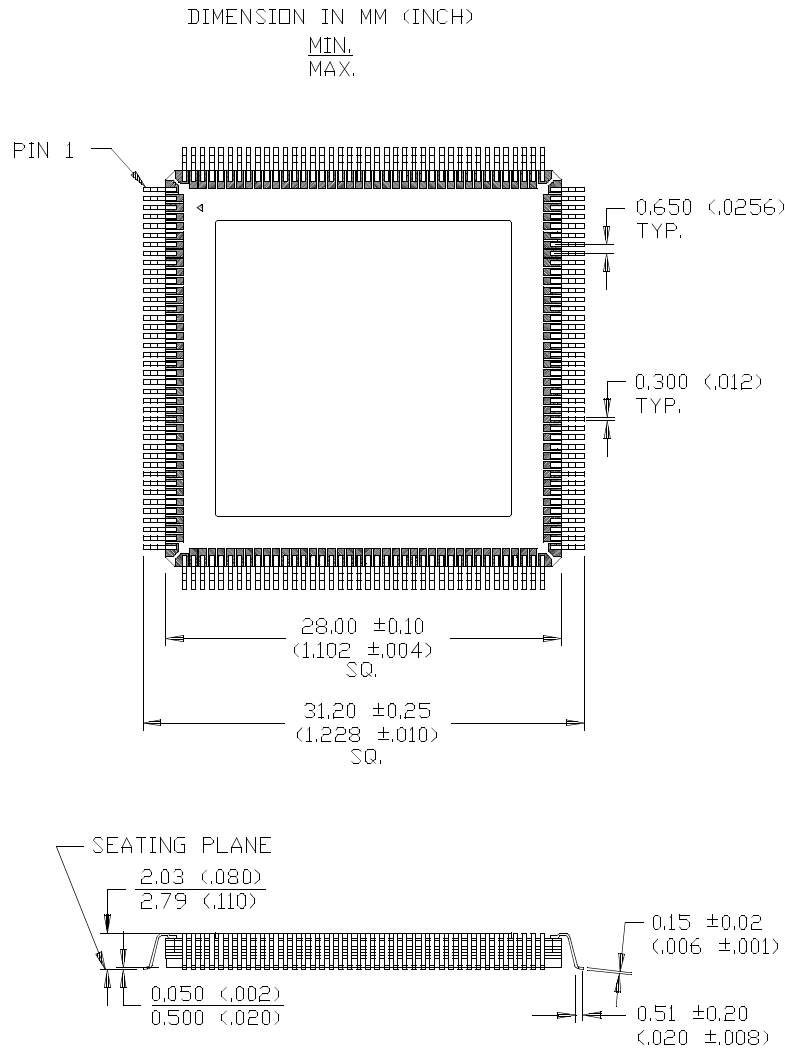
Package Diagrams (continued)
160-Lead Plastic Quad Flatpack N160


DIMENSION IN mm [INCHES as reference only]
LEAD COPLANARITY .100 [.004]



Package Diagrams (continued)

160-Lead Ceramic Quad Flatpack U162



Document Title: VAC068A VMEbus Address Controller Document Number: 38-09005				
REV.	ECN NO.	Issue Date	Orig. of Change	Description of Change
**	106240	04/20/01	SZV	Change from Spec number: 38-00169 to 38-09005