

# SN54AS882A, SN74AS882A 32-BIT LOOK-AHEAD CARRY GENERATORS

SDAS235 – D2661, DECEMBER 1982 – REVISED NOVEMBER 1985

- Directly Compatible With 'AS181B, 'AS1181, 'AS881B, and 'AS1881 ALUs
- Package Options Include Plastic Small Outline Packages, Both Plastic and Ceramic Chip Carriers, and Standard Plastic and Ceramic 300-mil DIPs
- Capable of Anticipating the Carry Across a Group of Eight 4-Bit Binary Adders
- Cascadable to Perform Look-Ahead Across n-Bit Adders
- Typical Carry Time,  $C_n$  to Any  $C_{n+i}$ , is Less Than 6 ns
- Dependable Texas Instruments Quality and Reliability

## description

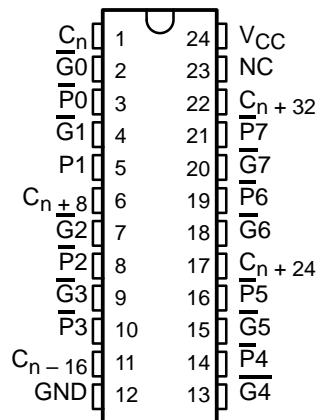
The 'AS882A is a high-speed look-ahead carry generator capable of anticipating the carry across a group of eight 4-bit adders permitting the designer to implement look-ahead for a 32-bit ALU with a single package or, by cascading 'AS882As, full look-ahead is possible across n-bit adders.

The SN54AS882A is characterized for operation over the full military temperature range of  $-55^{\circ}\text{C}$  to  $125^{\circ}\text{C}$ . The SN74AS882A is characterized for operation from  $0^{\circ}\text{C}$  to  $70^{\circ}\text{C}$ .

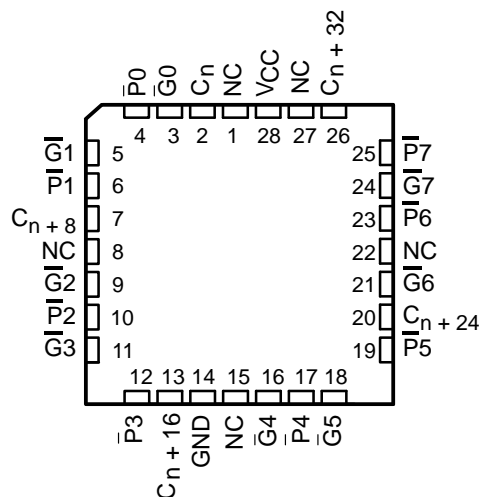
## 'AS882A LOGIC EQUATIONS

$$\begin{aligned}
 C_{n+8} &= G1 + P1G0 + P1P0C_n \\
 C_{n+16} &= G3 + P3G2 + P3P2G1 + P3P2P1G0 \\
 &\quad + P3P2P1P0C_n \\
 C_{n+24} &= G5 + P5G4 + P5P4G3 + P5P4P3G2 \\
 &\quad + P5P4P3P2G1 + P5P4P3P2P1G0 \\
 &\quad + P5P4P3P2P1P0C_n \\
 C_{n+32} &= G7 + P7G6 + P7P6G5 + P7P6P5G4 \\
 &\quad + P7P6P5P4G3 + P7P6P5P4P3G2 \\
 &\quad + P7P6P5P4P3P2G1 + P7P6P5P4P3P2P1G0 \\
 &\quad + P7P6P5P4P3P2P1P0C_n
 \end{aligned}$$

SN54AS882A ... JT PACKAGE  
SN74AS882A ... DW OR NT PACKAGE  
(TOP VIEW)



SN54AS882A ... FK PACKAGE  
SN74AS882A ... DW OR NT PACKAGE  
(TOP VIEW)



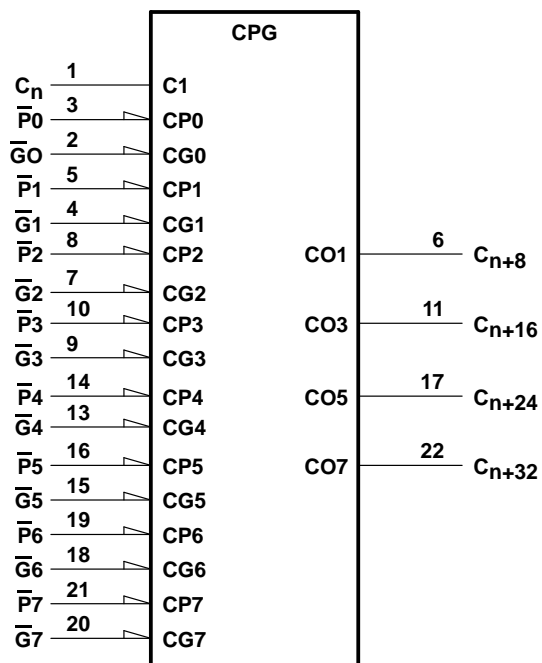
NC – No internal connection

# SN54AS882A, SN74AS882A

## 32-BIT LOOK-AHEAD CARRY GENERATORS

SDAS235 – D2661, DECEMBER 1982 – REVISED NOVEMBER 1985

logic symbol†



† This symbol is in accordance with ANSI/IEEE Std 91-1984 and IEC Publication 617-12.  
Pin numbers shown are for DW, JT, and NT packages.

# SN54AS882A, SN74AS882A 32-BIT LOOK-AHEAD CARRY GENERATORS

SDAS235 – D2661, DECEMBER 1982 – REVISED NOVEMBER 1985

**FUNCTION TABLE  
FOR  $C_n + 32$  OUTPUT**

INPUTS																	OUTPUT
G7	G6	G5	G4	G3	G2	G1	G0	P7	P6	P5	P4	P3	P2	P1	P0	$C_n$	$C_n + 32$
L	X	X	X	X	X	X	X	X	X	X	X	X	X	X	X	X	H
X	L	X	X	X	X	X	X	L	X	X	X	X	X	X	X	X	H
X	X	L	X	X	X	X	X	L	L	X	X	X	X	X	X	X	H
X	X	X	L	X	X	X	X	L	L	L	X	X	X	X	X	X	H
X	X	X	X	L	X	X	X	L	L	L	L	X	X	X	X	X	H
X	X	X	X	X	L	X	X	L	L	L	L	L	X	X	X	X	H
X	X	X	X	X	X	L	X	L	L	L	L	L	L	X	X	X	H
X	X	X	X	X	X	X	L	L	L	L	L	L	L	L	X	X	H
X	X	X	X	X	X	X	X	L	L	L	L	L	L	L	L	H	H
All other combinations																	L

**FUNCTION TABLE  
FOR  $C_n + 24$  OUTPUT**

INPUTS													OUTPUT
G5	G4	G3	G2	G1	G0	P5	P4	P3	P2	P1	P0	$C_n$	$C_n + 24$
L	X	X	X	X	X	X	X	X	X	X	X	X	H
X	L	X	X	X	X	L	X	X	X	X	X	X	H
X	X	L	X	X	X	L	L	X	X	X	X	X	H
X	X	X	L	X	X	L	L	L	X	X	X	X	H
X	X	X	X	L	X	L	L	L	L	X	X	X	H
X	X	X	X	X	L	L	L	L	L	L	X	X	H
X	X	X	X	X	X	L	L	L	L	L	L	H	H
All other combinations													L

## Function Tables

**FOR  $C_n + 16$  OUTPUT**

INPUTS									OUTPUT
G3	G2	G1	G0	P3	P2	P1	P0	$C_n$	$C_n + 16$
L	X	X	X	X	X	X	X	X	H
X	L	X	X	L	X	X	X	X	H
X	X	L	X	L	L	X	X	X	H
X	X	X	L	L	L	L	X	X	H
X	X	X	X	L	L	L	L	H	H
All other combinations									L

**FOR  $C_n + 8$  OUTPUT**

INPUTS					OUTPUT
G1	G0	P1	P0	$C_n$	$C_n + 8$
L	X	X	X	X	H
X	L	L	X	X	H
X	X	L	L	H	H
All other combinations					L

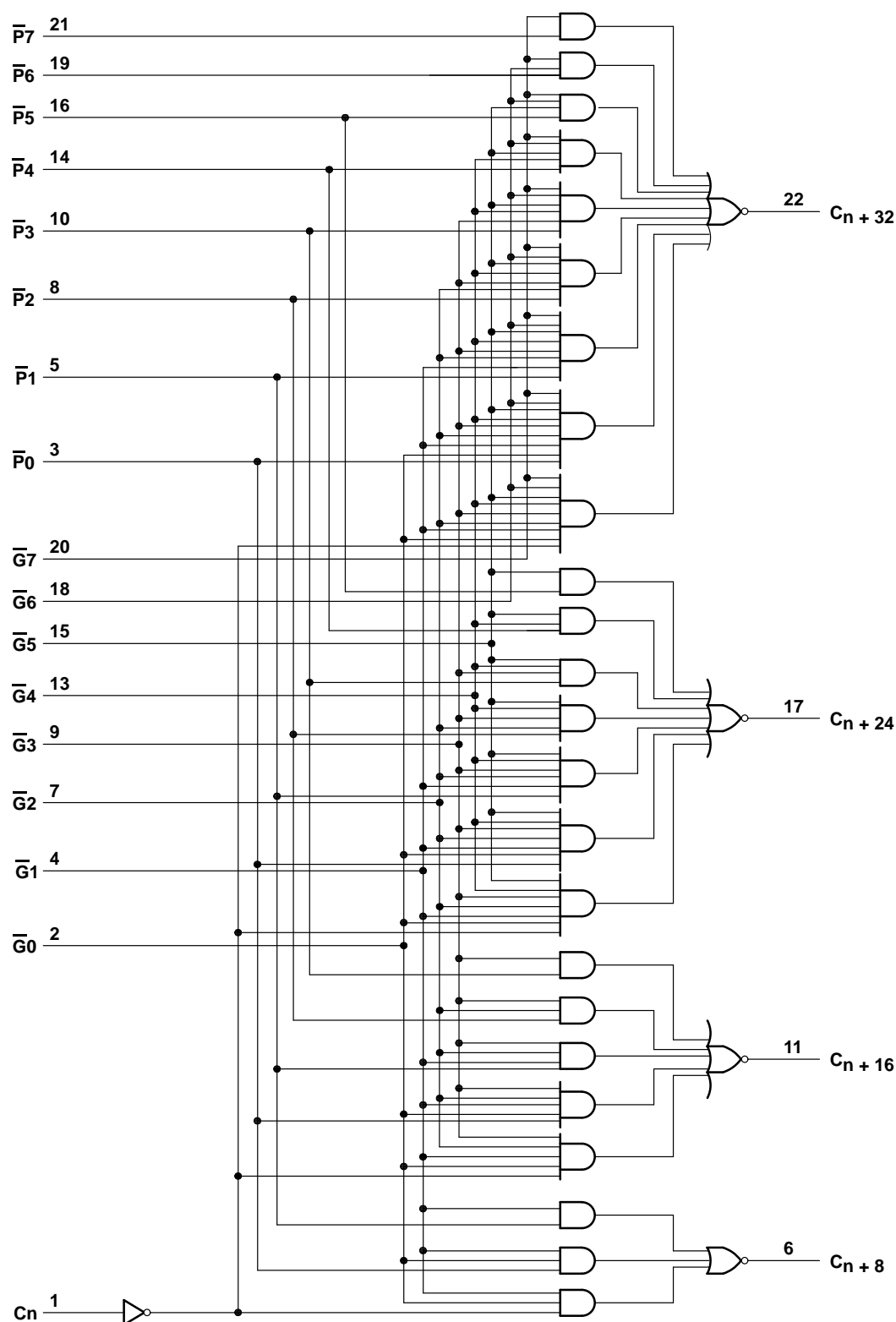
Any inputs not shown in a given table are irrelevant with respect to that output.

# SN54AS882A, SN74AS882A

## 32-BIT LOOK-AHEAD CARRY GENERATORS

SDAS235 – D2661, DECEMBER 1982 – REVISED NOVEMBER 1985

### logic diagram (positive logic)



Pin numbers shown are for DW, JT, and NT packages.

# SN54AS882A, SN74AS882A 32-BIT LOOK-AHEAD CARRY GENERATORS

SDAS235 – D2661, DECEMBER 1982 – REVISED NOVEMBER 1985

## absolute maximum ratings over operating free-air temperature range (unless otherwise noted)

Supply voltage,  $V_{CC}$  ..... 7 V  
 Input voltage ..... 7 V  
 Operating free-air temperature range: SN54AS882A .....  $-55^{\circ}\text{C}$  to  $125^{\circ}\text{C}$   
 SN74AS882A .....  $0^{\circ}\text{C}$  to  $70^{\circ}\text{C}$   
 Storage temperature range .....  $-65^{\circ}\text{C}$  to  $150^{\circ}\text{C}$

## recommended operating conditions

		SN54AS882A			SN74AS882A			UNIT
		MIN	NOM	MAX	MIN	NOM	MAX	
$V_{CC}$	Supply voltage	4.5	5	5.5	4.5	5	5.5	V
$V_{IH}$	High-level input voltage	2			2			V
$V_{IL}$	Low-level input voltage			0.8			0.8	V
$I_{OH}$	High-level output current			-2			-2	mA
$I_{OL}$	Low-level output current			20			20	mA
$T_A$	Operating free-air temperature	-55		125	0		70	$^{\circ}\text{C}$



# SN54AS882A, SN74AS882A

## 32-BIT LOOK-AHEAD CARRY GENERATORS

SDAS235 – D2661, DECEMBER 1982 – REVISED NOVEMBER 1985

**electrical characteristics over recommended operating free-air temperature range (unless otherwise noted)**

PARAMETER		TEST CONDITIONS	SN54AS882A			SN74AS882A			UNIT
			MIN	TYP†	MAX	MIN	TYP†	MAX	
$V_{IK}$		$V_{CC} = 4.5 \text{ V}$ , $I_I = -18 \text{ mA}$			-1.2			-1.2	V
$V_{OH}$		$V_{CC} = 4.5 \text{ V to } 5.5 \text{ V}$ , $I_{OH} = -2 \text{ mA}$	$V_{CC}-2$			$V_{CC}-2$			V
$V_{OL}$		$V_{CC} = 4.5 \text{ V}$ , $I_{OL} = 20 \text{ mA}$		0.3	0.5		0.3	0.5	V
$I_I$	$C_n, P_0, P_1$	$V_{CC} = 5.5 \text{ V}$ , $V_I = 7 \text{ V}$			0.4			0.4	mA
	$G_0, G_6$				0.8			0.8	
	$G_1, G_2, G_4$				1.2			1.2	
	$G_3, G_5$				1.5			1.5	
	$G_7$				0.9			0.9	
	$P_2, P_3$				0.3			0.3	
	$P_4, P_5$				0.2			0.2	
	$P_6, P_7$				0.1			0.1	
$I_{IH}$	$C_n, P_0, P_1$	$V_{CC} = 5.5 \text{ V}$ , $V_I = 2.7 \text{ V}$			80			80	$\mu\text{A}$
	$G_0, G_6$				160			160	
	$G_1, G_2, G_4$				240			240	
	$G_3, G_5$				300			300	
	$G_7$				180			180	
	$P_2, P_3$				60			60	
	$P_4, P_5$				40			40	
	$P_6, P_7$				20			20	
$I_{IL}$	$C_n, P_0, P_1$	$V_{CC} = 5.5 \text{ V}$ , $V_I = 0.4 \text{ V}$			-2			-2	mA
	$G_0, G_6$				-4			-4	
	$G_1, G_2, G_4$				-6			-6	
	$G_3, G_5$				-7.5			-7.5	
	$G_7$				-4.5			-4.5	
	$P_2, P_3$				-1.5			-1.5	
	$P_4, P_5$				-1			-1	
	$P_6, P_7$				-0.5			-0.5	
$I_{O\ddagger}$		$V_{CC} = 5.5 \text{ V}$ , $V_O = 2.25 \text{ V}$	-30		-130	-30		-30	mA
$I_{CC}$		$V_{CC} = 5.5 \text{ V}$		44	70		44	70	mA

† All typical values are at  $V_{CC} = 5 \text{ V}$ ,  $T_A = 25^\circ\text{C}$ .

‡ The output conditions have been chosen to produce a current that closely approximates one half of the true short-circuit output current,  $I_{OS}$ .

# SN54AS882A, SN74AS882A 32-BIT LOOK-AHEAD CARRY GENERATORS

SDAS235 – D2661, DECEMBER 1982 – REVISED NOVEMBER 1985

## switching characteristics (see Note 1)

PARAMETER	FROM (INPUT)	TO (OUTPUT)	V <sub>CC</sub> = 4.5 V to 5.5 V, C <sub>L</sub> = 50 pF, R <sub>L</sub> = 500 Ω, T <sub>A</sub> = MIN to MAX				UNIT
			SN54AS882A		SN74AS882A		
			MIN	MAX	MIN	MAX	
t <sub>PLH</sub>	C <sub>n</sub>	Any output	2	10	2	9	ns
t <sub>PHL</sub>			3	15	3	14	
t <sub>PLH</sub>	P or G	C <sub>n</sub> + 8	2	8	2	7	
t <sub>PHL</sub>			2	8	2	7	
t <sub>PLH</sub>	P or G	C <sub>n</sub> + 16	2	8	2	7	
t <sub>PHL</sub>			2	8	2	7	
t <sub>PLH</sub>	P or G	C <sub>n</sub> + 24	2	8	2	7	
t <sub>PHL</sub>			2	11	2	10	
t <sub>PLH</sub>	P or G	C <sub>n</sub> + 32	1.5	9	2	8	
t <sub>PHI</sub>			2	13	2	12	

NOTE 1: Load circuits and voltage waveforms are shown in Section 1.

# SN54AS882A, SN74AS882A 32-BIT LOOK-AHEAD CARRY GENERATORS

SDAS235 – D2661, DECEMBER 1982 – REVISED NOVEMBER 1985

## TYPICAL APPLICATION DATA

The application given in Figure 1 illustrates how the 'AS882A can implement look-ahead carry for a 32-bit ALU (in this case, the popular 'AS881A) with a single package. Typical carry times shown are derived using the standard Advanced Schottky load circuit.

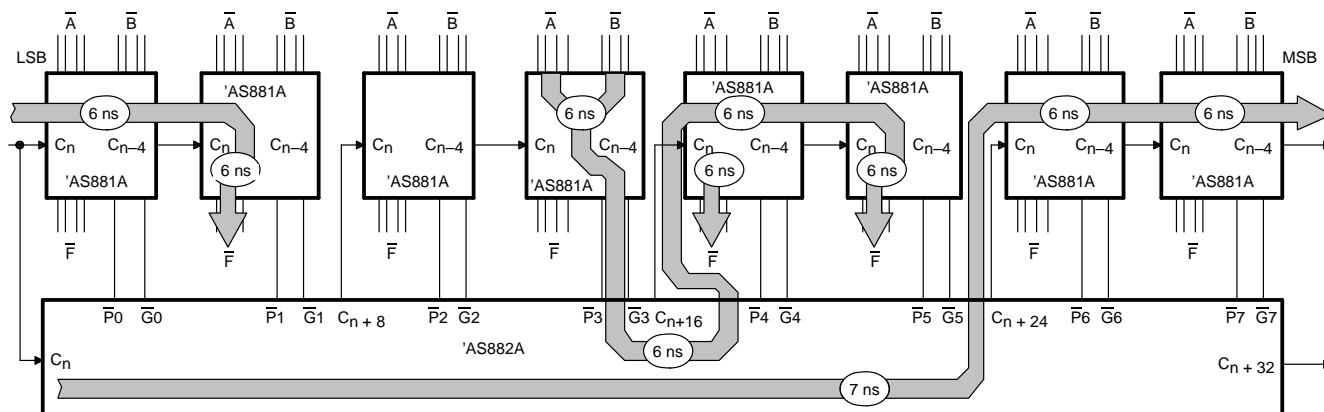


Figure 1

Likewise, Figure 2 illustrates the same 32-bit ALU using two 'AS882s. This shows the worst-case delay from LSB to MSB to be 19 ns as opposed to 25 ns in Figure 1.

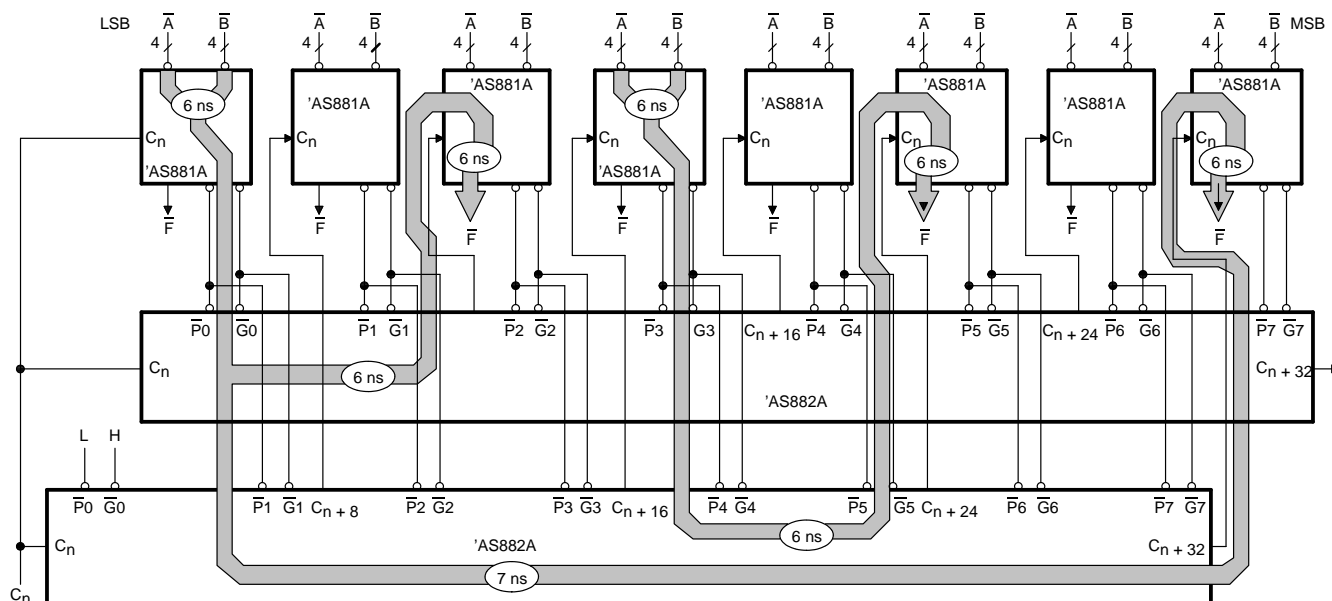


Figure 2



## **IMPORTANT NOTICE**

Texas Instruments (TI) reserves the right to make changes to its products or to discontinue any semiconductor product or service without notice, and advises its customers to obtain the latest version of relevant information to verify, before placing orders, that the information being relied on is current.

TI warrants performance of its semiconductor products and related software to the specifications applicable at the time of sale in accordance with TI's standard warranty. Testing and other quality control techniques are utilized to the extent TI deems necessary to support this warranty. Specific testing of all parameters of each device is not necessarily performed, except those mandated by government requirements.

Certain applications using semiconductor products may involve potential risks of death, personal injury, or severe property or environmental damage ("Critical Applications").

**TI SEMICONDUCTOR PRODUCTS ARE NOT DESIGNED, INTENDED, AUTHORIZED, OR WARRANTED TO BE SUITABLE FOR USE IN LIFE-SUPPORT APPLICATIONS, DEVICES OR SYSTEMS OR OTHER CRITICAL APPLICATIONS.**

Inclusion of TI products in such applications is understood to be fully at the risk of the customer. Use of TI products in such applications requires the written approval of an appropriate TI officer. Questions concerning potential risk applications should be directed to TI through a local SC sales office.

In order to minimize risks associated with the customer's applications, adequate design and operating safeguards should be provided by the customer to minimize inherent or procedural hazards.

TI assumes no liability for applications assistance, customer product design, software performance, or infringement of patents or services described herein. Nor does TI warrant or represent that any license, either express or implied, is granted under any patent right, copyright, mask work right, or other intellectual property right of TI covering or relating to any combination, machine, or process in which such semiconductor products or services might be or are used.