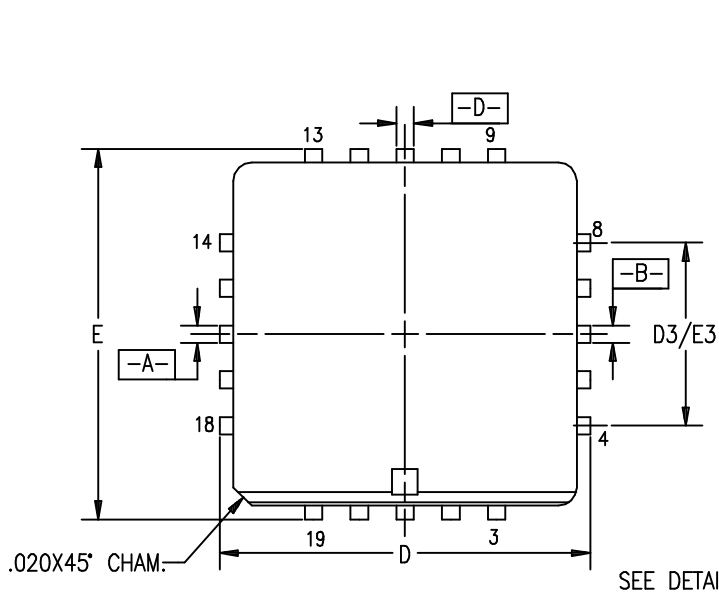
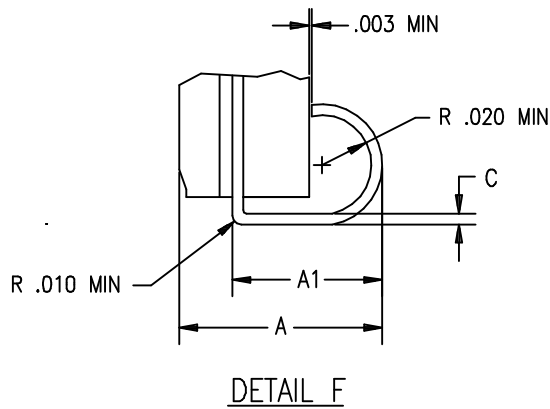
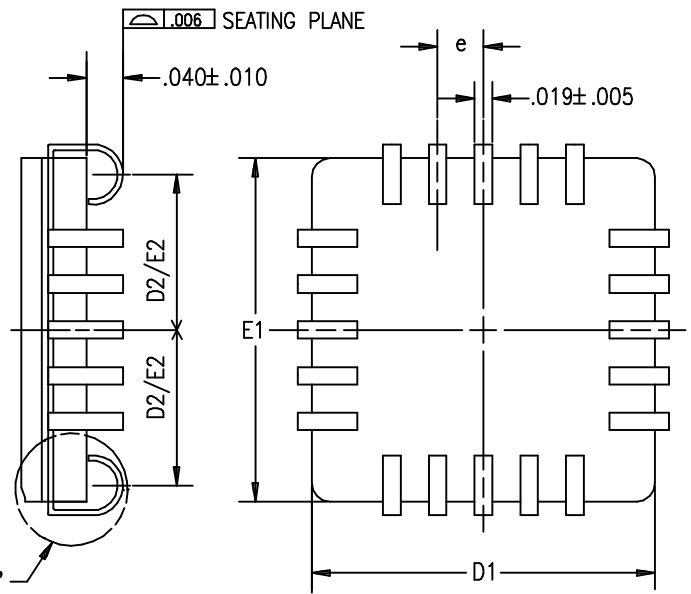


TOP VIEW



BOTTOM VIEW



NOTES:

1. ALL DIMENSIONS AND TOLERANCES CONFORM TO ANSI Y14.5M-1982
2. LEAD FINISH: SOLDER DIP
3. LEAD WIDTH DIMENSION INCLUDES LEAD TRIM OFFSET.
4. "N" IS THE NUMBER OF TERMINALS.

SYMBOL	INCHES		
	MIN	NOM	MAX
A	.140	.150	.155
A1	.080	.090	.100
C	.006	.007	.010
D/E	.395	.400	.405
D1/E1	.370	.375	.380
D2/E2	.145	.160	.175
D3/E3	.200 REF.		
e	.050 BSC		
N	20		

20-PIN CLCC (CC20)