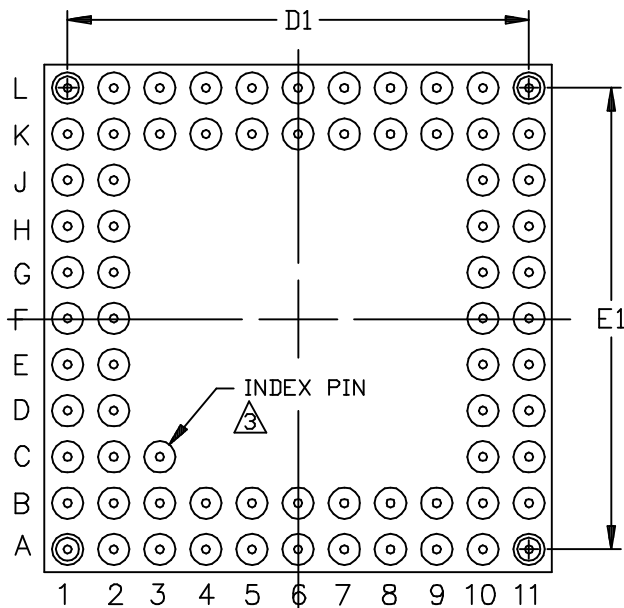
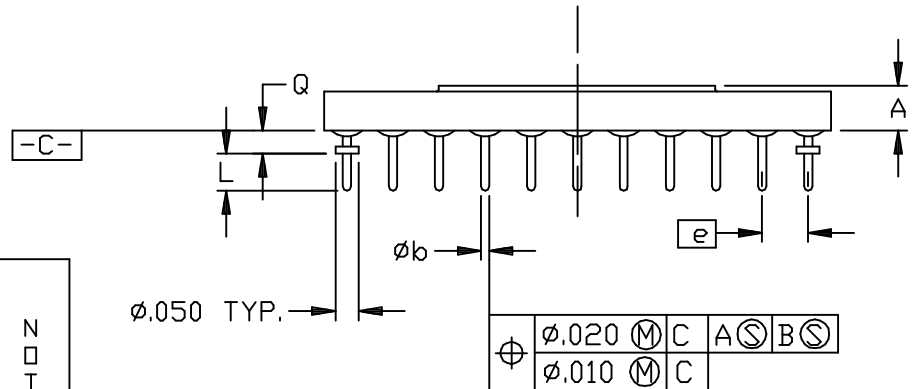
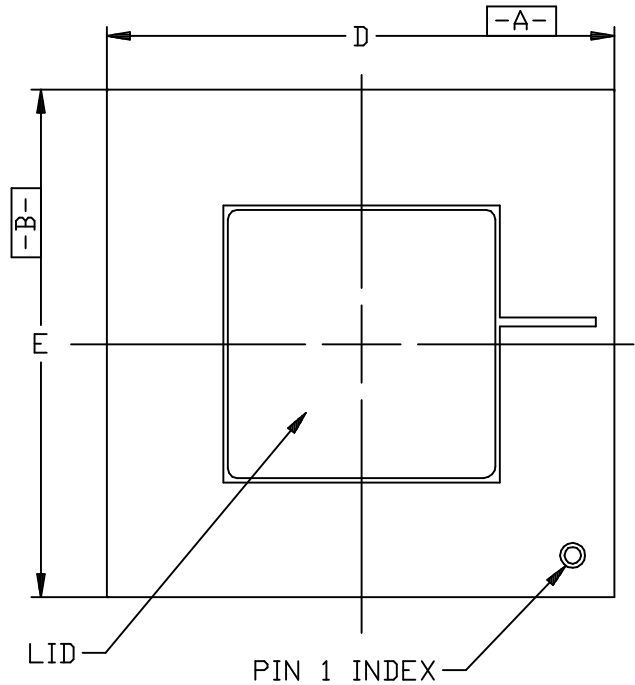





BOTTOM VIEW



TOP VIEW



SYMBOL	INCHES			NOTE
	MIN.	NOM.	MAX.	
A			.145	
D/E	1.090	1.100	1.115	
D ₁ /E ₁	1.000 BSC			
L	.120	.130	.140	
Q	.045		.060	
e	.100 BSC			
øb	.016	.018	.020	
M	11			

NOTES:

1. ALL DIMENSIONS AND TOLERANCES CONFORM TO ANSI Y14.5M-1982
2. SYMBOL "M" IS THE PIN MATRIX SIZE.
3. PIN C3 MAY OR MAY NOT BE ELECTRICALLY CONNECTED.
4. LEAD FINISH: GOLD PLATED PINS
 - COMMERCIAL (35 MICROINCHES MIN.)
 - MILITARY (50 MICROINCHES MIN.)
5. PACKAGE CONFORMS TO JEDEC MO-66-AC

68-PIN CERAMIC PGA (PG68)