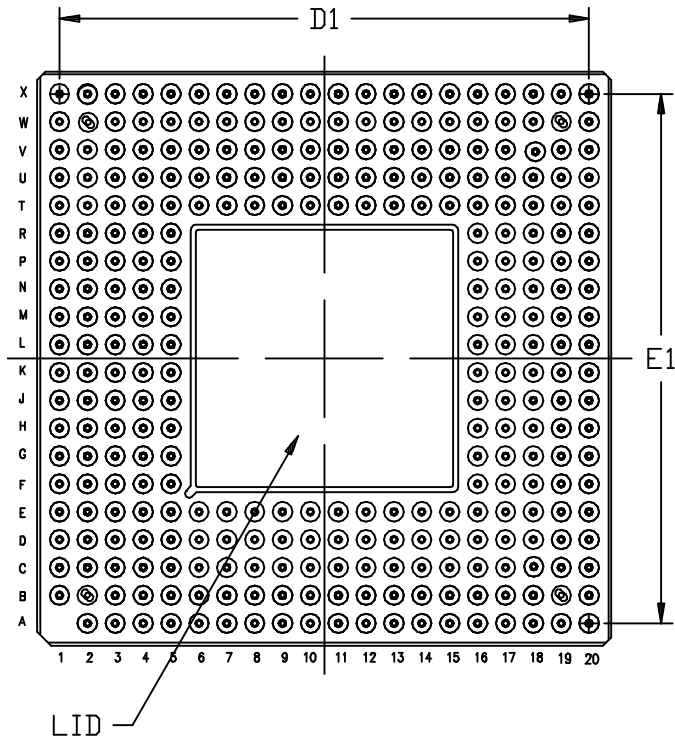
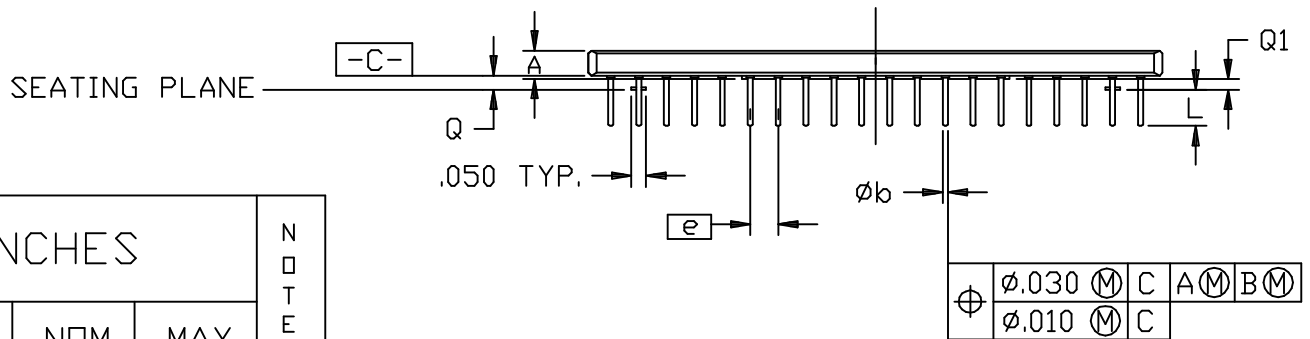
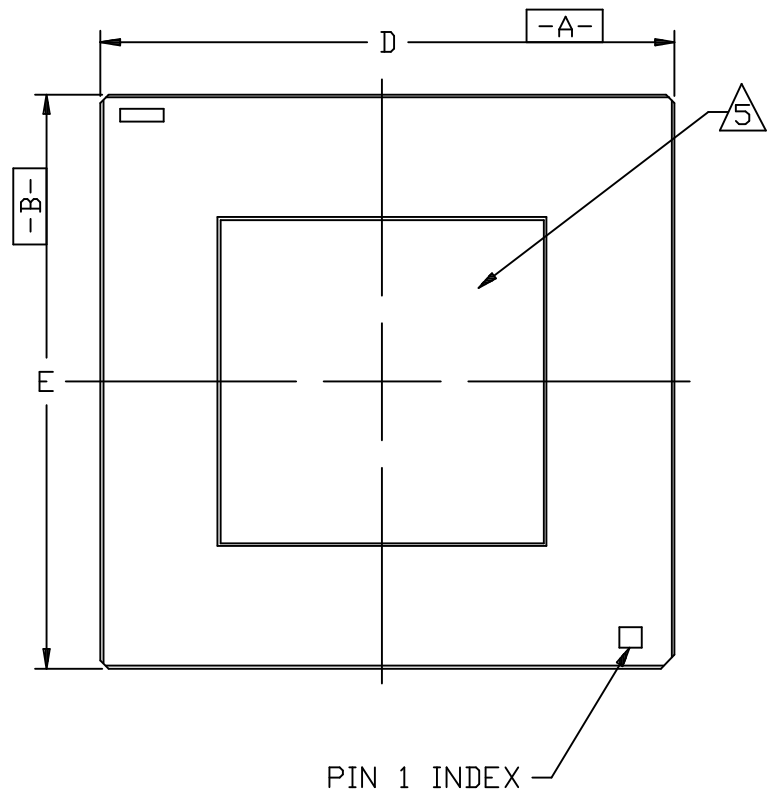


# BOTTOM VIEW



# TOP VIEW



SYMBOL	INCHES			NOTE
	MIN.	NOM.	MAX.	
A	$\times$	$\times$	.145	5
D/E	2.040	2.060	2.080	
D <sub>1</sub> /E <sub>1</sub>	1.900 BSC			
L	.120	.130	.140	
Q	.045	$\times$	.060	
Q <sub>1</sub>	.025	$\times$	$\times$	
e	.100 BSC			
øb	.016	.018	.020	
M	20			

## NOTES:

- ALL DIMENSIONS AND TOLERANCES CONFORM TO ANSI Y14.5M-1982
  - SYMBOL "M" IS THE PIN MATRIX SIZE.
  - CONFORMS TO JEDEC MO-067-AM
  - LEAD FINISH: GOLD PLATED
    - COMMERCIAL (35 MICROINCHES MIN.)
    - MILITARY (50 MICROINCHES MIN.)
5. OPTION - HEAT SINK MAY BE ADDED FOR HIGH POWER DEVICES BUT DIMENSION 'A' REMAINS .145" MAX.