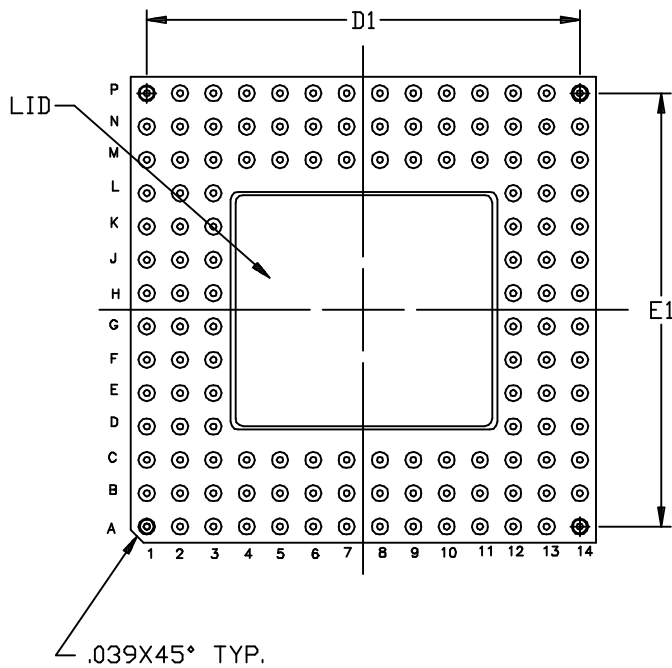
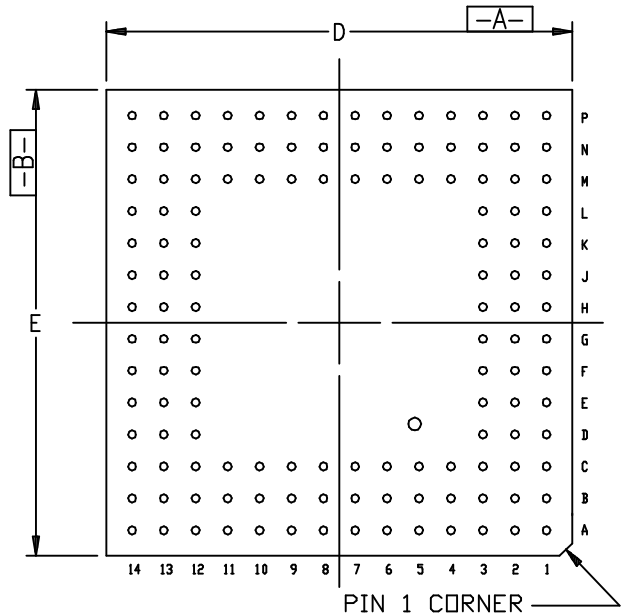


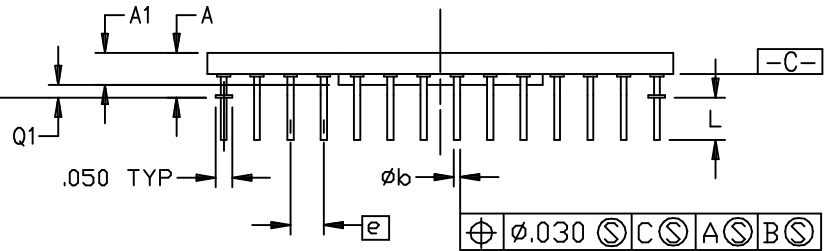
BOTTOM VIEW



TOP VIEW



SEATING PLANE



SYMBOL	INCHES		
	MIN.	NOM.	MAX.
A	\sim	\sim	.165
A ₁	.110	.120	.135
D/E	1.440	1.460	1.480
D ₁ /E ₁	1.300 BSC		
L	.125	\sim	.150
Q ₁	.025	\sim	.070
e	.100 BSC		
ϕb	.016	.018	.020
M	14		

NOTES:

1. ALL DIMENSIONS AND TOLERANCES CONFORM TO ANSI Y14.5M-1982
2. SYMBOL "M" IS THE PIN MATRIX SIZE.
3. CONFORMS TO JEDEC MO-083-AF
4. LEAD FINISH: SOLDER (90/10-Sn Pb) 50microinches MINIMUM COAT.

132-PIN PLASTIC PGA (PP132)